



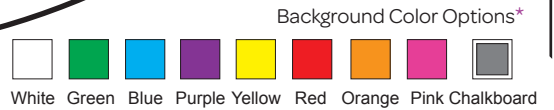
Make A Gift® Template

Make sure your entire artwork is at least 1/4" inside the circle and away from the border. Anything on or outside the border will get cut off.

DO NOT DRAW ON, PAST OR WITHIN A 1/4 INCH OF THIS BORDER!

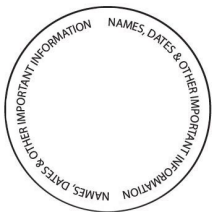
DO NOT DRAW ON, PAST OR WITHIN A 1/4 INCH OF THIS BORDER!

MAGT 06.02.23

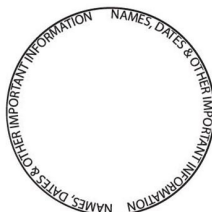


1 Artist Name: _____

2 Draw your art. Do not draw on the border, important art and words will get cut off during the production process.



CORRECT



NOT CORRECT

3 Write the quantities in the box next to each product SKU and the name of the color option in the box below each product SKU you wish to make with this drawing.

<input type="checkbox"/> D1100*-9	<input type="checkbox"/> D1150-9
<input type="checkbox"/> D1300*-9	<input type="text"/> Color
<input type="checkbox"/> D1908*-9	<input type="checkbox"/> D16390-11
<input type="checkbox"/> D2500-13	<input type="text"/> Color
<input type="text"/> Color	

*Background color option is not available for these items. See product sheet for item SKU, art placement and pricing.